

Course statistics

23 Jul 2019

Bio Veterinary Science Bishop Burton College

Head office

York Road Bishop Burton Beverley HU17 8QG

Telephone: 01964 553000

Fax: 01964 553101

Notes

UNISTATS - Student satisfaction (2)


**BSc (Hons) Bio
Veterinary Science**
Bishop Burton
College

Overall, I am satisfied with the quality of the course	92% 
Staff are good at explaining things	100% 
Staff have made the subject interesting	100% 
The course is intellectually stimulating	100% 
My course has challenged me to achieve my best work	85% 
	BSc (Hons) Bio Veterinary Science Bishop Burton College
My course has provided me with opportunities to explore ideas or concepts in depth	92% 


UNISTATS - Student satisfaction (2)

**BSc (Hons) Bio
Veterinary Science**
Bishop Burton
College

My course has provided me with opportunities
to bring information and ideas together from
different topics




85% 

My course has provided me with opportunities
to apply what I have learnt

100% 







UNISTATS - Student satisfaction (3)

**BSc (Hons) Bio
Veterinary Science**
Bishop Burton
College

The criteria used in marking have been clear in advance	92% 
Marking and assessment has been fair	85% 
Feedback on my work has been timely	92% 
I have received helpful comments on my work	100% 




UNISTATS - Student satisfaction (4)

**BSc (Hons) Bio
Veterinary Science**
Bishop Burton
College







I have been able to contact staff when I needed to	100% 
I have received sufficient advice and guidance in relation to my course	100% 
Good advice was available when I needed to make study choices on my course	73% 
The course is well organised and running smoothly	77% 
The timetable works efficiently for me	100% 
Any changes in the course or teaching have been communicated effectively	100% 

UNISTATS - Student satisfaction (5)

**BSc (Hons) Bio
Veterinary Science**
Bishop Burton
College

The IT resources and facilities provided have supported my learning well	100% 
The library resources (e.g. books, online services and learning spaces) have supported my learning well	92% 
I have been able to access course-specific resources (e.g. equipment, facilities, software, collections) when I needed to	100% 


UNISTATS - Student satisfaction (8)

	BSc (Hons) Bio Veterinary Science Bishop Burton College
I feel part of a community of staff and students	85% 
I have had the right opportunities to work with other students as part of my course	92% 
	BSc (Hons) Bio Veterinary Science Bishop Burton College
I have had the right opportunities to provide feedback on my course	92% 
Staff value students' views and opinions about the course	85% 
It is clear how students' feedback on the course has been acted on	62% 
The students' union (association or guild) effectively represents students' academic interests	50% 

UNISTATS - Student satisfaction (8)







**BSc (Hons) Bio
Veterinary Science**
Bishop Burton
College

Overall, I am satisfied with the quality of the course

92% 

UNISTATS - Employment & accreditation (1)

**BSc (Hons) Bio
Veterinary Science**
Bishop Burton
College

After 6 months	
Average salary six months after the course	£14,500 
Typical salary range	£11,653 - £16,497 
Average for all courses in the subject across the UK	£16,000 
Typical salary range	£14,456 - £17,000 
After 3 years	
Average earnings for the subject for this university or college	£14,000 
Typical salary range	£11,000 - £17,000 

UNISTATS - Employment & accreditation (2)

**BSc (Hons) Bio
Veterinary Science**
Bishop Burton
College

Go on to work and/or study	70%
Now working	70%
Doing further study	0%
Studying and working	0%
Unemployed	20%
Other	10%
Employment six months after the course	
In a professional or managerial job	30%
Not in a professional or managerial job	70%
In an unknown job type	0%

UNISTATS - Employment & accreditation (2)

Accreditation

No










UNISTATS - Continuation & degree results (1)

**BSc (Hons) Bio
Veterinary Science**
Bishop Burton
College

What students are doing 1 year after starting the course.	
Continue at the university or college	80%
Complete the course they enrolled on	0%
Complete a different award from the one they enrolled on	0%
Are taking a break from their studies	0%
Left before completing their course	20%









UNISTATS - Continuation & degree results (2)

**BSc (Hons) Bio
Veterinary Science**
Bishop Burton
College

Class of degree	
1st class degree	5% 
Upper 2nd class degree	30% 
Lower 2nd class degree	40% 
Other honours / pass without honours	25% 
Ordinary degree	0% 
Degree that is not subject to classification	0% 
Distinction	0% 
Merit	0% 
Pass	0% 

UNISTATS - Entry information (1)

**BSc (Hons) Bio
Veterinary Science**
Bishop Burton
College

Entry qualifications	
Degree (or equivalent) or higher qualification	0% 
Different higher education qualification	0% 
A Levels Scottish Advanced Highers or similar	100% 
Baccalaureate	0% 
Completed Access Course	0% 
Foundation course	0% 
No/unknown prior qualifications	0% 
Other	0% 

UNISTATS - Entry information (2)

**BSc (Hons) Bio
Veterinary Science**
Bishop Burton
College

< 48	...
48 - 63	...
64 - 79	...
80 - 95	...
96 - 111	...
112 - 127	...
128 - 143	...
144 - 159	...
160 - 175	...
176 - 191	...

UNISTATS - Entry information (2)

**BSc (Hons) Bio
Veterinary Science**
Bishop Burton
College

192 - 207	...
208 - 223	...
224 - 239	...
240 +	...

Legend

-  No data available: There are not enough data available for this item to give specific information for the course. It may be because the course size is small, or because it is a new course. This does not reflect on the quality of the course.
-  Aggregated data: There are not enough data available to give specific information for the course: this may be because the course size is small, or because it is a new course. For this reason, the information may include data from previous years, or other courses at the institution in the course's wider subject area. For example, if the course was in Forestry, information for all agricultural and related subjects at the institution might be shown.
-  Estimated data: These data are based on the modules the institution expects students to take rather than actual module choices.

About Unistats

Unistats is the official site that allows you to search for and compare data on university and college courses from across the UK. The site draws together official comparable information on those areas that students have identified as important in making decisions about what and where to study. The items that students thought were most useful have been included in a Key Information Set (KIS), which can be found on the Overview tab for each course.

The site draws on official data on higher education courses collected from the following sources:

Data / information shown	Source of data
Student satisfaction data	National Student Survey
Employment information	The Destination of Leavers from Higher Education (DLHE) and the Longitudinal DLHE surveys.
Fees	UCAS / Universities and Colleges
Accommodation costs	Universities and Colleges
Learning and teaching information	Universities and Colleges
Assessment methods	Universities and Colleges
Accreditation	Universities and Colleges
Class of degree	The Higher Education Statistics Agency, HESA (www.hesa.ac.uk) for universities and the Data Service (www.thedataservice.org.uk) for colleges via the Individualised Learner Record (ILR) data.
Entry qualifications	Continuation information