

Course statistics

17 Jul 2019

Business Management and Nutrition Liverpool Hope University

Head office

Hope Park Taggart Avenue Liverpool L16 9JD

Telephone: 01512 913000

Fax: 01512 913100

Notes







UNISTATS - Student satisfaction (2)

BA (Hons)
Business
Management and
Nutrition
Liverpool Hope
University

Overall, I am satisfied with the quality of the course	81% [1]
	81% [2]
Staff are good at explaining things	81% [1]
	92% [2]
Staff have made the subject interesting	71% [1]
	81% [2]
The course is intellectually stimulating	86% [1]
	85% [2]
My course has challenged me to achieve my best work	78% [1]
	77% [2]









UNISTATS - Student satisfaction (2)

**BA (Hons)
Business
Management and
Nutrition
Liverpool Hope
University**

My course has provided me with opportunities to explore ideas or concepts in depth	89%  [1]
	71%  [2]
My course has provided me with opportunities to bring information and ideas together from different topics	86%  [1]
	85%  [2]
My course has provided me with opportunities to apply what I have learnt	85%  [1]
	77%  [2]

UNISTATS - Student satisfaction (3)

BA (Hons)
Business
Management and
Nutrition
Liverpool Hope
University

The criteria used in marking have been clear in advance	86%  [1]
	81%  [2]
Marking and assessment has been fair	79%  [1]
	77%  [2]
Feedback on my work has been timely	82%  [1]
	92%  [2]
I have received helpful comments on my work	75%  [1]
	73%  [2]







UNISTATS - Student satisfaction (4)

BA (Hons)
Business
Management and
Nutrition
Liverpool Hope
University











I have been able to contact staff when I needed to	89% [1]
	81% [2]
I have received sufficient advice and guidance in relation to my course	81% [1]
	81% [2]
Good advice was available when I needed to make study choices on my course	83% [1]
	71% [2]
The course is well organised and running smoothly	68% [1]
	69% [2]
The timetable works efficiently for me	75% [1]
	69% [2]
Any changes in the course or teaching have been communicated effectively	75% [1]
	81% [2]

UNISTATS - Student satisfaction (5)

BA (Hons)
Business
Management and
Nutrition
Liverpool Hope
University





The IT resources and facilities provided have supported my learning well	96%  [1] 81%  [2]
The library resources (e.g. books, online services and learning spaces) have supported my learning well	96%  [1] 73%  [2]
I have been able to access course-specific resources (e.g. equipment, facilities, software, collections) when I needed to	96%  [1] 88%  [2]

UNISTATS - Student satisfaction (8)

	BA (Hons) Business Management and Nutrition Liverpool Hope University	
I feel part of a community of staff and students	75%  [1]	
	62%  [2]	
I have had the right opportunities to work with other students as part of my course	93%  [1]	
	79%  [2]	
	BA (Hons) Business Management and Nutrition Liverpool Hope University	
I have had the right opportunities to provide feedback on my course	85%  [1]	
	81%  [2]	
Staff value students' views and opinions about the course	84%  [1]	
	73%  [2]	
It is clear how students' feedback on the course has been acted on	82%  [1]	
	81%  [2]	

UNISTATS - Student satisfaction (8)

BA (Hons)
Business
Management and
Nutrition
Liverpool Hope
University

The students' union (association or guild) effectively represents students' academic interests	83%  [1]
	58%  [2]
Overall, I am satisfied with the quality of the course	81%  [1]
	81%  [2]










UNISTATS - Employment & accreditation (1)

BA (Hons)
Business
Management and
Nutrition
Liverpool Hope
University

After 6 months	
Average salary six months after the course	...
Typical salary range	...
Average for all courses in the subject across the UK	...
Typical salary range	...
After 3 years	
Average earnings for the subject for this university or college	£17,500 [1] £16,000 [2]
Typical salary range	£12,000 - £21,500 [1] £14,000 - £20,500 [2]

UNISTATS - Employment & accreditation (2)

BA (Hons)
Business
Management and
Nutrition
Liverpool Hope
University

Go on to work and/or study	95% 
Now working	65% 
Doing further study	15% 
Studying and working	20% 
Unemployed	0% 
Other	5% 
Employment six months after the course	
In a professional or managerial job	
Not in a professional or managerial job	
In an unknown job type	

UNISTATS - Employment & accreditation (2)

Accreditation

No













UNISTATS - Continuation & degree results (1)

BA (Hons)
Business
Management and
Nutrition
Liverpool Hope
University

What students are doing 1 year after starting the course.	
Continue at the university or college	86% [1]
	80% [2]
Complete the course they enrolled on	0% [1]
	0% [2]
Complete a different award from the one they enrolled on	1% [1]
	0% [2]
Are taking a break from their studies	1% [1]
	20% [2]
Left before completing their course	12% [1]
	0% [2]







UNISTATS - Continuation & degree results (2)

BA (Hons)
Business
Management and
Nutrition
Liverpool Hope
University

Class of degree	
1st class degree	15%  [2]
	15%  [1]
Upper 2nd class degree	55%  [2]
	45%  [1]
Lower 2nd class degree	35%  [2]
	25%  [1]
Other honours / pass without honours	0%  [2]
	15%  [1]
Ordinary degree	0%  [2]
	0%  [1]
Degree that is not subject to classification	0%  [2]
	0%  [1]













UNISTATS - Continuation & degree results (2)

**BA (Hons)
Business
Management and
Nutrition**
Liverpool Hope
University

Distinction	0%  [2]
	0%  [1]
Merit	0%  [2]
	0%  [1]
Pass	0%  [2]
	0%  [1]





UNISTATS - Entry information (1)

BA (Hons)
Business
Management and
Nutrition
Liverpool Hope
University

Entry qualifications	
Degree (or equivalent) or higher qualification	0%  [2]
	0%  [1]
Different higher education qualification	15%  [2]
	5%  [1]
A Levels Scottish Advanced Highers or similar	65%  [2]
	93%  [1]
Baccalaureate	0%  [2]
	2%  [1]
Completed Access Course	20%  [2]
	0%  [1]
Foundation course	0%  [2]
	0%  [1]















UNISTATS - Entry information (1)

**BA (Hons)
Business
Management and
Nutrition**
Liverpool Hope
University

No/unknown prior qualifications	0%  [2]
	0%  [1]
Other	0%  [2]
	0%  [1]















UNISTATS - Entry information (2)

BA (Hons)
Business
Management and
Nutrition
Liverpool Hope
University




< 48	0%  [2] 0%  [1]
48 - 63	0%  [2] 0%  [1]
64 - 79	10%  [2] 10%  [1]
80 - 95	10%  [2] 35%  [1]
96 - 111	45%  [2] 15%  [1]
112 - 127	10%  [2] 15%  [1]
128 - 143	15%  [2] 15%  [1]

UNISTATS - Entry information (2)

BA (Hons)
Business
Management and
Nutrition
Liverpool Hope
University

144 - 159	10%  [2] 5%  [1]
160 - 175	0%  [2] 5%  [1]
176 - 191	0%  [2] 0%  [1]
192 - 207	0%  [2] 0%  [1]
208 - 223	0%  [2] 0%  [1]
224 - 239	10%  [2] 0%  [1]
240 +	0%  [2] 0%  [1]

Legend

-  No data available: There are not enough data available for this item to give specific information for the course. It may be because the course size is small, or because it is a new course. This does not reflect on the quality of the course.
-  Aggregated data: There are not enough data available to give specific information for the course: this may be because the course size is small, or because it is a new course. For this reason, the information may include data from previous years, or other courses at the institution in the course's wider subject area. For example, if the course was in Forestry, information for all agricultural and related subjects at the institution might be shown.
-  Estimated data: These data are based on the modules the institution expects students to take rather than actual module choices.

[1] Business studies

[2] Nutrition and dietetics

About Unistats

Unistats is the official site that allows you to search for and compare data on university and college courses from across the UK. The site draws together official comparable information on those areas that students have identified as important in making decisions about what and where to study. The items that students thought were most useful have been included in a Key Information Set (KIS), which can be found on the Overview tab for each course.

The site draws on official data on higher education courses collected from the following sources:

Data / information shown	Source of data
Student satisfaction data	National Student Survey
Employment information	The Destination of Leavers from Higher Education (DLHE) and the Longitudinal DLHE surveys.
Fees	UCAS / Universities and Colleges
Accommodation costs	Universities and Colleges
Learning and teaching information	Universities and Colleges
Assessment methods	Universities and Colleges
Accreditation	Universities and Colleges
Class of degree	The Higher Education Statistics Agency, HESA (www.hesa.ac.uk) for universities and the Data Service (www.thedataservice.org.uk) for colleges via the Individualised Learner Record (ILR) data.
Entry qualifications	Continuation information