

Course statistics

25 Aug 2019

Business Management and Popular Music Liverpool Hope University

Head office

Hope Park Taggart Avenue Liverpool L16 9JD

Telephone: 01512 913000

Fax: 01512 913100

Notes







UNISTATS - Student satisfaction (2)

BA (Hons)
Business
Management and
Popular Music
Liverpool Hope
University

Overall, I am satisfied with the quality of the course	96% [1] 81% [2]
Staff are good at explaining things	100% [1] 81% [2]
Staff have made the subject interesting	100% [1] 71% [2]
The course is intellectually stimulating	100% [1] 86% [2]
My course has challenged me to achieve my best work	100% [1] 78% [2]









UNISTATS - Student satisfaction (2)

BA (Hons)
Business
Management and
Popular Music
Liverpool Hope
University

My course has provided me with opportunities to explore ideas or concepts in depth	96%  [1]
	89%  [2]
My course has provided me with opportunities to bring information and ideas together from different topics	100%  [1]
	86%  [2]
My course has provided me with opportunities to apply what I have learnt	96%  [1]
	85%  [2]












UNISTATS - Student satisfaction (3)

BA (Hons)
Business
Management and
Popular Music
Liverpool Hope
University

The criteria used in marking have been clear in advance	79%  [1]
	86%  [2]
Marking and assessment has been fair	83%  [1]
	79%  [2]
Feedback on my work has been timely	92%  [1]
	82%  [2]
I have received helpful comments on my work	92%  [1]
	75%  [2]







UNISTATS - Student satisfaction (4)

BA (Hons)
Business
Management and
Popular Music
Liverpool Hope
University

I have been able to contact staff when I needed to	83%  [1]
	89%  [2]
I have received sufficient advice and guidance in relation to my course	88%  [1]
	81%  [2]
Good advice was available when I needed to make study choices on my course	92%  [1]
	83%  [2]
The course is well organised and running smoothly	79%  [1]
	68%  [2]
The timetable works efficiently for me	79%  [1]
	75%  [2]
Any changes in the course or teaching have been communicated effectively	67%  [1]
	75%  [2]

UNISTATS - Student satisfaction (5)

BA (Hons)
Business
Management and
Popular Music
Liverpool Hope
University





The IT resources and facilities provided have supported my learning well	96%  [1]
	96%  [2]
The library resources (e.g. books, online services and learning spaces) have supported my learning well	92%  [1]
	96%  [2]
I have been able to access course-specific resources (e.g. equipment, facilities, software, collections) when I needed to	100%  [1]
	96%  [2]

UNISTATS - Student satisfaction (8)

	BA (Hons) Business Management and Popular Music Liverpool Hope University
I feel part of a community of staff and students	88% [1] 75% [2]
I have had the right opportunities to work with other students as part of my course	83% [1] 93% [2]
	BA (Hons) Business Management and Popular Music Liverpool Hope University
I have had the right opportunities to provide feedback on my course	75% [1] 85% [2]
Staff value students' views and opinions about the course	75% [1] 84% [2]
It is clear how students' feedback on the course has been acted on	67% [1] 82% [2]

UNISTATS - Student satisfaction (8)

BA (Hons)
Business
Management and
Popular Music
Liverpool Hope
University

The students' union (association or guild) effectively represents students' academic interests	63%  [1]
	83%  [2]
Overall, I am satisfied with the quality of the course	96%  [1]
	81%  [2]

UNISTATS - Employment & accreditation (1)

BA (Hons)
Business
Management and
Popular Music
Liverpool Hope
University

After 6 months	
Average salary six months after the course	...
Typical salary range	...
Average for all courses in the subject across the UK	...
Typical salary range	...
After 3 years	
Average earnings for the subject for this university or college	£15,000 [1] £17,500 [2]
Typical salary range	£12,500 - £21,500 [1] £12,000 - £21,500 [2]

UNISTATS - Employment & accreditation (2)

BA (Hons)
Business
Management and
Popular Music
Liverpool Hope
University

Go on to work and/or study	85%
Now working	25%
Doing further study	55%
Studying and working	0%
Unemployed	10%
Other	5%
Employment six months after the course	
In a professional or managerial job	75%
Not in a professional or managerial job	25%
In an unknown job type	0%

UNISTATS - Employment & accreditation (2)

Accreditation

No













UNISTATS - Continuation & degree results (1)

BA (Hons)
Business
Management and
Popular Music
Liverpool Hope
University

What students are doing 1 year after starting the course.	
Continue at the university or college	86% [2]
	80% [1]
Complete the course they enrolled on	0% [2]
	0% [1]
Complete a different award from the one they enrolled on	1% [2]
	0% [1]
Are taking a break from their studies	1% [2]
	0% [1]
Left before completing their course	12% [2]
	15% [1]







UNISTATS - Continuation & degree results (2)

BA (Hons)
Business
Management and
Popular Music
Liverpool Hope
University

Class of degree	
1st class degree	25%  [1]
	15%  [2]
Upper 2nd class degree	40%  [1]
	45%  [2]
Lower 2nd class degree	40%  [1]
	25%  [2]
Other honours / pass without honours	0%  [1]
	15%  [2]
Ordinary degree	0%  [1]
	0%  [2]
Degree that is not subject to classification	0%  [1]
	0%  [2]













UNISTATS - Continuation & degree results (2)

BA (Hons)
Business
Management and
Popular Music
Liverpool Hope
University

Distinction	0%  [1]
	0%  [2]
Merit	0%  [1]
	0%  [2]
Pass	0%  [1]
	0%  [2]





UNISTATS - Entry information (1)

BA (Hons)
Business
Management and
Popular Music
Liverpool Hope
University

Entry qualifications	
Degree (or equivalent) or higher qualification	0%  [1]
	0%  [2]
Different higher education qualification	0%  [1]
	5%  [2]
A Levels Scottish Advanced Highers or similar	100%  [1]
	93%  [2]
Baccalaureate	0%  [1]
	2%  [2]
Completed Access Course	0%  [1]
	0%  [2]
Foundation course	0%  [1]
	0%  [2]

UNISTATS - Entry information (1)

**BA (Hons)
Business
Management and
Popular Music
Liverpool Hope
University**

No/unknown prior qualifications	0%  [1]
	0%  [2]
Other	0%  [1]
	0%  [2]















UNISTATS - Entry information (2)

BA (Hons)
Business
Management and
Popular Music
Liverpool Hope
University




< 48	0% [1] 0% [2]
48 - 63	0% [1] 0% [2]
64 - 79	5% [1] 10% [2]
80 - 95	10% [1] 35% [2]
96 - 111	25% [1] 15% [2]
112 - 127	30% [1] 15% [2]
128 - 143	10% [1] 15% [2]

UNISTATS - Entry information (2)

BA (Hons)
Business
Management and
Popular Music
Liverpool Hope
University

144 - 159	15%  [1] 5%  [2]
160 - 175	0%  [1] 5%  [2]
176 - 191	5%  [1] 0%  [2]
192 - 207	0%  [1] 0%  [2]
208 - 223	0%  [1] 0%  [2]
224 - 239	0%  [1] 0%  [2]
240 +	0%  [1] 0%  [2]

Legend

-  No data available: There are not enough data available for this item to give specific information for the course. It may be because the course size is small, or because it is a new course. This does not reflect on the quality of the course.
-  Aggregated data: There are not enough data available to give specific information for the course: this may be because the course size is small, or because it is a new course. For this reason, the information may include data from previous years, or other courses at the institution in the course's wider subject area. For example, if the course was in Forestry, information for all agricultural and related subjects at the institution might be shown.
-  Estimated data: These data are based on the modules the institution expects students to take rather than actual module choices.

[1] Music

[2] Business studies

About Unistats

Unistats is the official site that allows you to search for and compare data on university and college courses from across the UK. The site draws together official comparable information on those areas that students have identified as important in making decisions about what and where to study. The items that students thought were most useful have been included in a Key Information Set (KIS), which can be found on the Overview tab for each course.

The site draws on official data on higher education courses collected from the following sources:

Data / information shown	Source of data
Student satisfaction data	National Student Survey
Employment information	The Destination of Leavers from Higher Education (DLHE) and the Longitudinal DLHE surveys.
Fees	UCAS / Universities and Colleges
Accommodation costs	Universities and Colleges
Learning and teaching information	Universities and Colleges
Assessment methods	Universities and Colleges
Accreditation	Universities and Colleges
Class of degree	The Higher Education Statistics Agency, HESA (www.hesa.ac.uk) for universities and the Data Service (www.thedataservice.org.uk) for colleges via the Individualised Learner Record (ILR) data.
Entry qualifications	Continuation information