

Course statistics

20 May 2019

Education and Mathematics Liverpool Hope University

Head office

Hope Park Taggart Avenue Liverpool L16 9JD

Telephone: 01512 913000

Fax: 01512 913100

Notes







UNISTATS - Student satisfaction (2)

BA (Hons)
Education and
Mathematics
Liverpool Hope
University

Overall, I am satisfied with the quality of the course	78% [1]	91% [2]
Staff are good at explaining things	75% [1]	92% [2]
Staff have made the subject interesting	67% [1]	83% [2]
The course is intellectually stimulating	79% [1]	89% [2]
My course has challenged me to achieve my best work	75% [1]	88% [2]









UNISTATS - Student satisfaction (2)

BA (Hons)
Education and
Mathematics
Liverpool Hope
University

My course has provided me with opportunities to explore ideas or concepts in depth	67%  [1]
	94%  [2]
My course has provided me with opportunities to bring information and ideas together from different topics	59%  [1]
	92%  [2]
My course has provided me with opportunities to apply what I have learnt	79%  [1]
	89%  [2]

UNISTATS - Student satisfaction (3)

BA (Hons)
Education and
Mathematics
Liverpool Hope
University

The criteria used in marking have been clear in advance	58%  [1]
	89%  [2]
Marking and assessment has been fair	88%  [1]
	82%  [2]
Feedback on my work has been timely	58%  [1]
	88%  [2]
I have received helpful comments on my work	63%  [1]
	84%  [2]







UNISTATS - Student satisfaction (4)

BA (Hons)
Education and
Mathematics
Liverpool Hope
University

I have been able to contact staff when I needed to	88% [1]
	92% [2]
I have received sufficient advice and guidance in relation to my course	79% [1]
	89% [2]
Good advice was available when I needed to make study choices on my course	65% [1]
	84% [2]
The course is well organised and running smoothly	46% [1]
	82% [2]
The timetable works efficiently for me	83% [1]
	90% [2]
Any changes in the course or teaching have been communicated effectively	71% [1]
	92% [2]











UNISTATS - Student satisfaction (5)

BA (Hons)
Education and
Mathematics
Liverpool Hope
University

The IT resources and facilities provided have supported my learning well	88%  [1]
	93%  [2]
The library resources (e.g. books, online services and learning spaces) have supported my learning well	86%  [1]
	96%  [2]
I have been able to access course-specific resources (e.g. equipment, facilities, software, collections) when I needed to	88%  [1]
	92%  [2]





UNISTATS - Student satisfaction (8)

**BA (Hons)
Education and
Mathematics**
Liverpool Hope
University

I feel part of a community of staff and students	63%  [1] 82%  [2]
I have had the right opportunities to work with other students as part of my course	83%  [1] 94%  [2]
<p>BA (Hons) Education and Mathematics Liverpool Hope University</p>	
I have had the right opportunities to provide feedback on my course	96%  [1] 92%  [2]
Staff value students' views and opinions about the course	91%  [1] 83%  [2]
It is clear how students' feedback on the course has been acted on	48%  [1] 81%  [2]







UNISTATS - Student satisfaction (8)

BA (Hons)
Education and
Mathematics
Liverpool Hope
University

The students' union (association or guild) effectively represents students' academic interests	67%  [1]
	74%  [2]
Overall, I am satisfied with the quality of the course	78%  [1]
	91%  [2]

UNISTATS - Employment & accreditation (1)

BA (Hons)
Education and
Mathematics
Liverpool Hope
University

After 6 months	
Average salary six months after the course	£18,000 
Typical salary range	£16,000 - £20,000 
Average for all courses in the subject across the UK	£16,000 
Typical salary range	£14,000 - £19,000 
After 3 years	
Average earnings for the subject for this university or college	£15,500 
Typical salary range	£12,000 - £21,000 

UNISTATS - Employment & accreditation (2)

BA (Hons)
Education and
Mathematics
Liverpool Hope
University

Go on to work and/or study	92%
Now working	53%
Doing further study	35%
Studying and working	3%
Unemployed	3%
Other	6%
Employment six months after the course	
In a professional or managerial job	68%
Not in a professional or managerial job	32%
In an unknown job type	0%

UNISTATS - Employment & accreditation (2)

Accreditation

No










UNISTATS - Continuation & degree results (1)

BA (Hons)
Education and
Mathematics
Liverpool Hope
University

What students are doing 1 year after starting the course.	
Continue at the university or college	75% [1]
	89% [2]
Complete the course they enrolled on	0% [1]
	0% [2]
Complete a different award from the one they enrolled on	10% [1]
	3% [2]
Are taking a break from their studies	5% [1]
	3% [2]
Left before completing their course	10% [1]
	4% [2]













UNISTATS - Continuation & degree results (2)

BA (Hons)
Education and
Mathematics
Liverpool Hope
University

Class of degree	
1st class degree	13% 
Upper 2nd class degree	45% 
Lower 2nd class degree	36% 
Other honours / pass without honours	5% 
Ordinary degree	0% 
Degree that is not subject to classification	0% 
Distinction	0% 
Merit	0% 
Pass	0% 





UNISTATS - Entry information (1)

BA (Hons)
Education and
Mathematics
Liverpool Hope
University

Entry qualifications	
Degree (or equivalent) or higher qualification	0%  [1]
	0%  [2]
Different higher education qualification	0%  [1]
	5%  [2]
A Levels Scottish Advanced Highers or similar	100%  [1]
	88%  [2]
Baccalaureate	0%  [1]
	1%  [2]
Completed Access Course	0%  [1]
	6%  [2]
Foundation course	0%  [1]
	0%  [2]

UNISTATS - Entry information (1)

BA (Hons)
Education and
Mathematics
Liverpool Hope
University

No/unknown prior qualifications	0%  [1]
	0%  [2]
Other	0%  [1]
	0%  [2]















UNISTATS - Entry information (2)

BA (Hons)
Education and
Mathematics
Liverpool Hope
University




< 48	0% [1] 0% [2]
48 - 63	0% [1] 0% [2]
64 - 79	15% [1] 4% [2]
80 - 95	40% [1] 19% [2]
96 - 111	15% [1] 26% [2]
112 - 127	20% [1] 19% [2]
128 - 143	15% [1] 10% [2]

UNISTATS - Entry information (2)

BA (Hons)
Education and
Mathematics
Liverpool Hope
University

144 - 159	5%  [1] 11%  [2]
160 - 175	0%  [1] 9%  [2]
176 - 191	0%  [1] 2%  [2]
192 - 207	0%  [1] 0%  [2]
208 - 223	0%  [1] 0%  [2]
224 - 239	0%  [1] 0%  [2]
240 +	0%  [1] 0%  [2]

Legend

-  No data available: There are not enough data available for this item to give specific information for the course. It may be because the course size is small, or because it is a new course. This does not reflect on the quality of the course.
-  Aggregated data: There are not enough data available to give specific information for the course: this may be because the course size is small, or because it is a new course. For this reason, the information may include data from previous years, or other courses at the institution in the course's wider subject area. For example, if the course was in Forestry, information for all agricultural and related subjects at the institution might be shown.
-  Estimated data: These data are based on the modules the institution expects students to take rather than actual module choices.

[1] Mathematics

[2] Education

About Unistats

Unistats is the official site that allows you to search for and compare data on university and college courses from across the UK. The site draws together official comparable information on those areas that students have identified as important in making decisions about what and where to study. The items that students thought were most useful have been included in a Key Information Set (KIS), which can be found on the Overview tab for each course.

The site draws on official data on higher education courses collected from the following sources:

Data / information shown	Source of data
Student satisfaction data	National Student Survey
Employment information	The Destination of Leavers from Higher Education (DLHE) and the Longitudinal DLHE surveys.
Fees	UCAS / Universities and Colleges
Accommodation costs	Universities and Colleges
Learning and teaching information	Universities and Colleges
Assessment methods	Universities and Colleges
Accreditation	Universities and Colleges
Class of degree	The Higher Education Statistics Agency, HESA (www.hesa.ac.uk) for universities and the Data Service (www.thedataservice.org.uk) for colleges via the Individualised Learner Record (ILR) data.
Entry qualifications	Continuation information