

## Course statistics

17 Jun 2019

### Biochemistry

Queen's University Belfast

#### Head office

Vice-Chancellor'S Office University Road Belfast BT7  
1NN

Telephone: 028 9097 5134

Fax: 028 9097 5397


#### Notes




# UNISTATS - Student satisfaction (2)

MSci (Hons)  
Biochemistry  
Queen's University  
Belfast

My course has provided me with opportunities to bring information and ideas together from different topics





81% 

My course has provided me with opportunities to apply what I have learnt

69% 

# UNISTATS - Student satisfaction (3)

MSci (Hons)  
Biochemistry  
Queen's University  
Belfast

The criteria used in marking have been clear in advance	19%	
Marking and assessment has been fair	56%	
Feedback on my work has been timely	56%	
I have received helpful comments on my work	50%	




# UNISTATS - Student satisfaction (4)

MSci (Hons)  
Biochemistry  
Queen's University  
Belfast







I have been able to contact staff when I needed to	75%
I have received sufficient advice and guidance in relation to my course	50%
Good advice was available when I needed to make study choices on my course	54%
The course is well organised and running smoothly	25%
The timetable works efficiently for me	81%
Any changes in the course or teaching have been communicated effectively	69%

# UNISTATS - Student satisfaction (5)

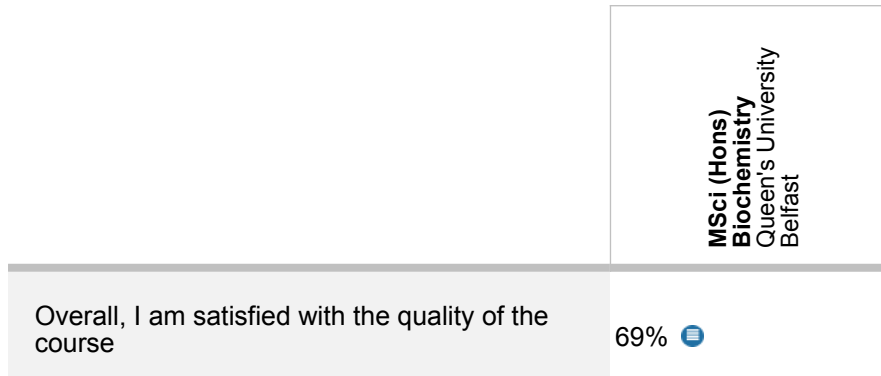
MSci (Hons)  
Biochemistry  
Queen's University  
Belfast

The IT resources and facilities provided have supported my learning well	94% 
The library resources (e.g. books, online services and learning spaces) have supported my learning well	94% 
I have been able to access course-specific resources (e.g. equipment, facilities, software, collections) when I needed to	100% 

# UNISTATS - Student satisfaction (8)

	MSci (Hons) Biochemistry Queen's University Belfast
I feel part of a community of staff and students	56% 
I have had the right opportunities to work with other students as part of my course	75% 
	MSci (Hons) Biochemistry Queen's University Belfast
I have had the right opportunities to provide feedback on my course	88% 
Staff value students' views and opinions about the course	50% 
It is clear how students' feedback on the course has been acted on	25% 
The students' union (association or guild) effectively represents students' academic interests	63% 





# UNISTATS - Student satisfaction (8)





# UNISTATS - Employment & accreditation (1)

MSci (Hons)  
Biochemistry  
Queen's University  
Belfast

After 6 months	
Average salary six months after the course	£18,000 
Typical salary range	£15,000 - £20,000 
Average for all courses in the subject across the UK	£18,000 
Typical salary range	£16,000 - £22,000 
After 3 years	
Average earnings for the subject for this university or college	...
Typical salary range	...

# UNISTATS - Employment & accreditation (2)

MSci (Hons)  
Biochemistry  
Queen's University  
Belfast

<b>Go on to work and/or study</b>	<b>95%</b>
Now working	45%
Doing further study	45%
Studying and working	5%
Unemployed	5%
Other	0%
<b>Employment six months after the course</b>	
In a professional or managerial job	65%
Not in a professional or managerial job	35%
In an unknown job type	0%






# UNISTATS - Employment & accreditation (2)

Accreditation

No










# UNISTATS - Continuation & degree results (1)

MSci (Hons)  
Biochemistry  
Queen's University  
Belfast

What students are doing 1 year after starting the course.	
Continue at the university or college	95% 
Complete the course they enrolled on	0% 
Complete a different award from the one they enrolled on	0% 
Are taking a break from their studies	5% 
Left before completing their course	0% 









# UNISTATS - Continuation & degree results (2)

MSci (Hons)  
Biochemistry  
Queen's University  
Belfast

Class of degree	
1st class degree	45% 
Upper 2nd class degree	40% 
Lower 2nd class degree	15% 
Other honours / pass without honours	0% 
Ordinary degree	0% 
Degree that is not subject to classification	0% 
Distinction	0% 
Merit	0% 
Pass	0% 











# UNISTATS - Entry information (1)

MSci (Hons)  
Biochemistry  
Queen's University  
Belfast

Entry qualifications	
Degree (or equivalent) or higher qualification	5% 
Different higher education qualification	5% 
A Levels Scottish Advanced Highers or similar	90% 
Baccalaureate	0% 
Completed Access Course	0% 
Foundation course	0% 
No/unknown prior qualifications	0% 
Other	0% 





# UNISTATS - Entry information (2)

MSci (Hons)  
Biochemistry  
Queen's University  
Belfast

< 48	0% 
48 - 63	0% 
64 - 79	0% 
80 - 95	0% 
96 - 111	0% 
112 - 127	5% 
128 - 143	25% 
144 - 159	30% 
160 - 175	20% 
176 - 191	5% 

# UNISTATS - Entry information (2)

MSci (Hons)  
Biochemistry  
Queen's University  
Belfast

192 - 207	5%	
208 - 223	5%	
224 - 239	5%	
240 +	0%	



## Legend

-  No data available: There are not enough data available for this item to give specific information for the course. It may be because the course size is small, or because it is a new course. This does not reflect on the quality of the course.
-  Aggregated data: There are not enough data available to give specific information for the course: this may be because the course size is small, or because it is a new course. For this reason, the information may include data from previous years, or other courses at the institution in the course's wider subject area. For example, if the course was in Forestry, information for all agricultural and related subjects at the institution might be shown.
-  Estimated data: These data are based on the modules the institution expects students to take rather than actual module choices.

## About Unistats

Unistats is the official site that allows you to search for and compare data on university and college courses from across the UK. The site draws together official comparable information on those areas that students have identified as important in making decisions about what and where to study. The items that students thought were most useful have been included in a Key Information Set (KIS), which can be found on the Overview tab for each course.

The site draws on official data on higher education courses collected from the following sources:

<b>Data / information shown</b>	<b>Source of data</b>
Student satisfaction data	National Student Survey
Employment information	The Destination of Leavers from Higher Education (DLHE) and the Longitudinal DLHE surveys.
Fees	UCAS / Universities and Colleges
Accommodation costs	Universities and Colleges
Learning and teaching information	Universities and Colleges
Assessment methods	Universities and Colleges
Accreditation	Universities and Colleges
Class of degree	The Higher Education Statistics Agency, HESA ( <a href="http://www.hesa.ac.uk">www.hesa.ac.uk</a> ) for universities and the Data Service ( <a href="http://www.thedataservice.org.uk">www.thedataservice.org.uk</a> ) for colleges via the Individualised Learner Record (ILR) data.
Entry qualifications	Continuation information