

Course statistics

27 May 2019

Electronic Engineering University of Hull

Head office

Cottingham Road Hull HU6 7RX


Telephone: 01482 346311

Fax:

Notes

UNISTATS - Student satisfaction (2)


BEng (Hons)
Electronic
Engineering
University of Hull

Overall, I am satisfied with the quality of the course	67% 
Staff are good at explaining things	67% 
Staff have made the subject interesting	50% 
The course is intellectually stimulating	83% 
My course has challenged me to achieve my best work	75% 
	BEng (Hons) Electronic Engineering University of Hull
My course has provided me with opportunities to explore ideas or concepts in depth	50% 


UNISTATS - Student satisfaction (2)

BEng (Hons)
Electronic
Engineering
University of Hull

My course has provided me with opportunities to bring information and ideas together from different topics





42% 

My course has provided me with opportunities to apply what I have learnt

75% 







UNISTATS - Student satisfaction (3)

BEng (Hons)
Electronic
Engineering
University of Hull

The criteria used in marking have been clear in advance	33%	
Marking and assessment has been fair	83%	
Feedback on my work has been timely	33%	
I have received helpful comments on my work	75%	




UNISTATS - Student satisfaction (4)

BEng (Hons)
Electronic
Engineering
University of Hull

I have been able to contact staff when I needed to	75% 
I have received sufficient advice and guidance in relation to my course	50% 
Good advice was available when I needed to make study choices on my course	60% 
The course is well organised and running smoothly	33% 
The timetable works efficiently for me	92% 
Any changes in the course or teaching have been communicated effectively	33% 

UNISTATS - Student satisfaction (5)

BEng (Hons)
Electronic
Engineering
University of Hull

The IT resources and facilities provided have supported my learning well	92% 
The library resources (e.g. books, online services and learning spaces) have supported my learning well	100% 
I have been able to access course-specific resources (e.g. equipment, facilities, software, collections) when I needed to	83% 


UNISTATS - Student satisfaction (8)

	BEng (Hons) Electronic Engineering University of Hull
I feel part of a community of staff and students	75%
I have had the right opportunities to work with other students as part of my course	92%
	BEng (Hons) Electronic Engineering University of Hull
I have had the right opportunities to provide feedback on my course	55%
Staff value students' views and opinions about the course	50%
It is clear how students' feedback on the course has been acted on	27%
The students' union (association or guild) effectively represents students' academic interests	33%

UNISTATS - Student satisfaction (8)







BEng (Hons)
Electronic
Engineering
University of Hull

Overall, I am satisfied with the quality of the course

67% 

UNISTATS - Employment & accreditation (1)

BEng (Hons)
Electronic
Engineering
University of Hull

After 6 months	
Average salary six months after the course	£23,000 
Typical salary range	£22,000 - £27,000 
Average for all courses in the subject across the UK	£26,000 
Typical salary range	£22,000 - £28,000 
After 3 years	
Average earnings for the subject for this university or college	£26,500 
Typical salary range	£21,500 - £31,500 

UNISTATS - Employment & accreditation (2)

BEng (Hons)
Electronic
Engineering
University of Hull

Go on to work and/or study	90%
Now working	50%
Doing further study	40%
Studying and working	0%
Unemployed	5%
Other	5%
Employment six months after the course	
In a professional or managerial job	80%
Not in a professional or managerial job	20%
In an unknown job type	0%






UNISTATS - Employment & accreditation (2)

Accreditation

Yes










UNISTATS - Continuation & degree results (1)

BEng (Hons)
Electronic
Engineering
University of Hull

What students are doing 1 year after starting the course.	
Continue at the university or college	65% 
Complete the course they enrolled on	10% 
Complete a different award from the one they enrolled on	15% 
Are taking a break from their studies	5% 
Left before completing their course	5% 









UNISTATS - Continuation & degree results (2)

BEng (Hons)
Electronic
Engineering
University of Hull

Class of degree	
1st class degree	20% 
Upper 2nd class degree	35% 
Lower 2nd class degree	25% 
Other honours / pass without honours	25% 
Ordinary degree	0% 
Degree that is not subject to classification	0% 
Distinction	0% 
Merit	0% 
Pass	0% 

UNISTATS - Entry information (1)

BEng (Hons)
Electronic
Engineering
University of Hull

Entry qualifications	
Degree (or equivalent) or higher qualification	0% 
Different higher education qualification	0% 
A Levels Scottish Advanced Highers or similar	75% 
Baccalaureate	0% 
Completed Access Course	0% 
Foundation course	0% 
No/unknown prior qualifications	0% 
Other	20% 





UNISTATS - Entry information (2)

BEng (Hons)
Electronic
Engineering
University of Hull

< 48	0%
48 - 63	5%
64 - 79	5%
80 - 95	25%
96 - 111	20%
112 - 127	20%
128 - 143	10%
144 - 159	0%
160 - 175	20%
176 - 191	5%

UNISTATS - Entry information (2)

BEng (Hons)
Electronic
Engineering
University of Hull

192 - 207	0% 
208 - 223	0% 
224 - 239	0% 
240 +	0% 

Legend

-  No data available: There are not enough data available for this item to give specific information for the course. It may be because the course size is small, or because it is a new course. This does not reflect on the quality of the course.
-  Aggregated data: There are not enough data available to give specific information for the course: this may be because the course size is small, or because it is a new course. For this reason, the information may include data from previous years, or other courses at the institution in the course's wider subject area. For example, if the course was in Forestry, information for all agricultural and related subjects at the institution might be shown.
-  Estimated data: These data are based on the modules the institution expects students to take rather than actual module choices.

About Unistats

Unistats is the official site that allows you to search for and compare data on university and college courses from across the UK. The site draws together official comparable information on those areas that students have identified as important in making decisions about what and where to study. The items that students thought were most useful have been included in a Key Information Set (KIS), which can be found on the Overview tab for each course.

The site draws on official data on higher education courses collected from the following sources:

Data / information shown	Source of data
Student satisfaction data	National Student Survey
Employment information	The Destination of Leavers from Higher Education (DLHE) and the Longitudinal DLHE surveys.
Fees	UCAS / Universities and Colleges
Accommodation costs	Universities and Colleges
Learning and teaching information	Universities and Colleges
Assessment methods	Universities and Colleges
Accreditation	Universities and Colleges
Class of degree	The Higher Education Statistics Agency, HESA (www.hesa.ac.uk) for universities and the Data Service (www.thedataservice.org.uk) for colleges via the Individualised Learner Record (ILR) data.
Entry qualifications	Continuation information