

Course statistics

21 May 2019

Forensic Science (with Foundation Year) University of Hull

Head office

Cottingham Road Hull HU6 7RX

Telephone: 01482 346311


Fax:

Notes


UNISTATS - Student satisfaction (2)

BSc (Hons)
Forensic Science
(with Foundation
Year)
University of Hull

My course has provided me with opportunities to bring information and ideas together from different topics





79% 

My course has provided me with opportunities to apply what I have learnt

76% 







UNISTATS - Student satisfaction (3)

BSc (Hons)
Forensic Science
(with Foundation
Year)
University of Hull

| | | |
|---|-----|---|
| The criteria used in marking have been clear in advance | 28% |  |
| Marking and assessment has been fair | 56% |  |
| Feedback on my work has been timely | 29% |  |
| I have received helpful comments on my work | 48% |  |




UNISTATS - Student satisfaction (4)

BSc (Hons)
Forensic Science
(with Foundation
Year)
University of Hull







| | | |
|--|-----|---|
| I have been able to contact staff when I needed to | 72% |  |
| I have received sufficient advice and guidance in relation to my course | 52% |  |
| Good advice was available when I needed to make study choices on my course | 61% |  |
| The course is well organised and running smoothly | 64% |  |
| The timetable works efficiently for me | 64% |  |
| Any changes in the course or teaching have been communicated effectively | 35% |  |

UNISTATS - Student satisfaction (5)

BSc (Hons)
Forensic Science
(with Foundation
Year)
University of Hull

| | | |
|---|-----|---|
| The IT resources and facilities provided have supported my learning well | 76% |  |
| The library resources (e.g. books, online services and learning spaces) have supported my learning well | 91% |  |
| I have been able to access course-specific resources (e.g. equipment, facilities, software, collections) when I needed to | 94% |  |


UNISTATS - Student satisfaction (8)

| | BSc (Hons) Forensic Science (with Foundation Year) University of Hull |
|--|--|
| I feel part of a community of staff and students | 48%  |
| I have had the right opportunities to work with other students as part of my course | 78%  |
| | BSc (Hons) Forensic Science (with Foundation Year) University of Hull |
| I have had the right opportunities to provide feedback on my course | 50%  |
| Staff value students' views and opinions about the course | 60%  |
| It is clear how students' feedback on the course has been acted on | 15%  |
| The students' union (association or guild) effectively represents students' academic interests | 44%  |

UNISTATS - Student satisfaction (8)







BSc (Hons)
Forensic Science
(with Foundation
Year)
University of Hull

Overall, I am satisfied with the quality of the course

84% 

UNISTATS - Employment & accreditation (1)

BSc (Hons)
Forensic Science
(with Foundation
Year)
University of Hull

| After 6 months | |
|---|---|
| Average salary six months after the course | £18,000  |
| Typical salary range | £17,000 - £21,000  |
| Average for all courses in the subject across the UK | £19,000  |
| Typical salary range | £16,000 - £23,000  |
| After 3 years | |
| Average earnings for the subject for this university or college | £21,500  |
| Typical salary range | £15,500 - £26,000  |

UNISTATS - Employment & accreditation (2)

BSc (Hons)
Forensic Science
(with Foundation
Year)
University of Hull

| | |
|---|------------|
| Go on to work and/or study | 95% |
| Now working | 65% |
| Doing further study | 15% |
| Studying and working | 15% |
| Unemployed | 5% |
| Other | 0% |
| Employment six months after the course | |
| In a professional or managerial job | 55% |
| Not in a professional or managerial job | 45% |
| In an unknown job type | 0% |






UNISTATS - Employment & accreditation (2)

Accreditation

No










UNISTATS - Continuation & degree results (1)

BSc (Hons)
Forensic Science
(with Foundation
Year)
University of Hull

| What students are doing 1 year after starting the course. | |
|---|---|
| Continue at the university or college | 80%  |
| Complete the course they enrolled on | 0%  |
| Complete a different award from the one they enrolled on | 15%  |
| Are taking a break from their studies | 0%  |
| Left before completing their course | 5%  |









UNISTATS - Continuation & degree results (2)

BSc (Hons)
Forensic Science
(with Foundation
Year)
University of Hull

| Class of degree | |
|--|--|
| 1st class degree | 35%  |
| Upper 2nd class degree | 40%  |
| Lower 2nd class degree | 25%  |
| Other honours / pass without honours | 0%  |
| Ordinary degree | 0%  |
| Degree that is not subject to classification | 0%  |
| Distinction | 0%  |
| Merit | 0%  |
| Pass | 0%  |











UNISTATS - Entry information (1)

BSc (Hons)
Forensic Science
(with Foundation
Year)
University of Hull

| Entry qualifications | |
|--|--|
| Degree (or equivalent) or higher qualification | 0%  |
| Different higher education qualification | 5%  |
| A Levels Scottish Advanced Highers or similar | 85%  |
| Baccalaureate | 0%  |
| Completed Access Course | 5%  |
| Foundation course | 0%  |
| No/unknown prior qualifications | 0%  |
| Other | 5%  |





UNISTATS - Entry information (2)

BSc (Hons)
Forensic Science
(with Foundation
Year)
University of Hull




| | |
|-----------|---|
| < 48 | 0%  |
| 48 - 63 | 0%  |
| 64 - 79 | 0%  |
| 80 - 95 | 10%  |
| 96 - 111 | 35%  |
| 112 - 127 | 15%  |
| 128 - 143 | 20%  |
| 144 - 159 | 5%  |
| 160 - 175 | 10%  |
| 176 - 191 | 5%  |

UNISTATS - Entry information (2)

BSc (Hons)
Forensic Science
(with Foundation
Year)
University of Hull

| | |
|-----------|--|
| 192 - 207 | 0%  |
| 208 - 223 | 0%  |
| 224 - 239 | 0%  |
| 240 + | 0%  |

Legend

-  No data available: There are not enough data available for this item to give specific information for the course. It may be because the course size is small, or because it is a new course. This does not reflect on the quality of the course.
-  Aggregated data: There are not enough data available to give specific information for the course: this may be because the course size is small, or because it is a new course. For this reason, the information may include data from previous years, or other courses at the institution in the course's wider subject area. For example, if the course was in Forestry, information for all agricultural and related subjects at the institution might be shown.
-  Estimated data: These data are based on the modules the institution expects students to take rather than actual module choices.

About Unistats

Unistats is the official site that allows you to search for and compare data on university and college courses from across the UK. The site draws together official comparable information on those areas that students have identified as important in making decisions about what and where to study. The items that students thought were most useful have been included in a Key Information Set (KIS), which can be found on the Overview tab for each course.

The site draws on official data on higher education courses collected from the following sources:

| Data / information shown | Source of data |
|-----------------------------------|---|
| Student satisfaction data | National Student Survey |
| Employment information | The Destination of Leavers from Higher Education (DLHE) and the Longitudinal DLHE surveys. |
| Fees | UCAS / Universities and Colleges |
| Accommodation costs | Universities and Colleges |
| Learning and teaching information | Universities and Colleges |
| Assessment methods | Universities and Colleges |
| Accreditation | Universities and Colleges |
| Class of degree | The Higher Education Statistics Agency, HESA (www.hesa.ac.uk) for universities and the Data Service (www.thedataservice.org.uk) for colleges via the Individualised Learner Record (ILR) data. |
| Entry qualifications | Continuation information |