

## Course statistics

16 Jul 2019

### Anthropology and Politics University Of Aberdeen

**Head office**  
Regent Walk Aberdeen AB24 3FX

Telephone: 01224 272000  
Fax: 01224 272022

#### Notes







# UNISTATS - Student satisfaction (2)

MA (Hons)  
Anthropology and  
Politics  
University Of  
Aberdeen

Overall, I am satisfied with the quality of the course	84% [1]	89% [2]
Staff are good at explaining things	97% [1]	94% [2]
Staff have made the subject interesting	90% [1]	87% [2]
The course is intellectually stimulating	84% [1]	84% [2]
My course has challenged me to achieve my best work	79% [1]	78% [2]









# UNISTATS - Student satisfaction (2)

MA (Hons)  
Anthropology and  
Politics  
University Of  
Aberdeen

My course has provided me with opportunities to explore ideas or concepts in depth	84%  [1]
	95%  [2]
My course has provided me with opportunities to bring information and ideas together from different topics	83%  [1]
	87%  [2]
My course has provided me with opportunities to apply what I have learnt	72%  [1]
	59%  [2]

# UNISTATS - Student satisfaction (3)

MA (Hons)  
Anthropology and  
Politics  
University Of  
Aberdeen

The criteria used in marking have been clear in advance	75%  [1]
	74%  [2]
Marking and assessment has been fair	83%  [1]
	75%  [2]
Feedback on my work has been timely	62%  [1]
	61%  [2]
I have received helpful comments on my work	84%  [1]
	75%  [2]







# UNISTATS - Student satisfaction (4)

MA (Hons)  
Anthropology and  
Politics  
University Of  
Aberdeen











I have been able to contact staff when I needed to	92% [1]
	89% [2]
I have received sufficient advice and guidance in relation to my course	83% [1]
	77% [2]
Good advice was available when I needed to make study choices on my course	74% [1]
	54% [2]
The course is well organised and running smoothly	78% [1]
	71% [2]
The timetable works efficiently for me	89% [1]
	83% [2]
Any changes in the course or teaching have been communicated effectively	92% [1]
	74% [2]

# UNISTATS - Student satisfaction (5)

MA (Hons)  
Anthropology and  
Politics  
University Of  
Aberdeen





The IT resources and facilities provided have supported my learning well	86%  [1]
	84%  [2]
The library resources (e.g. books, online services and learning spaces) have supported my learning well	92%  [1]
	91%  [2]
I have been able to access course-specific resources (e.g. equipment, facilities, software, collections) when I needed to	87%  [1]
	90%  [2]

# UNISTATS - Student satisfaction (8)

	MA (Hons) Anthropology and Politics University Of Aberdeen	
I feel part of a community of staff and students	69%  [1]	
	67%  [2]	
I have had the right opportunities to work with other students as part of my course	76%  [1]	
	83%  [2]	
	MA (Hons) Anthropology and Politics University Of Aberdeen	
I have had the right opportunities to provide feedback on my course	85%  [1]	
	89%  [2]	
Staff value students' views and opinions about the course	83%  [1]	
	76%  [2]	
It is clear how students' feedback on the course has been acted on	61%  [1]	
	39%  [2]	

# UNISTATS - Student satisfaction (8)

MA (Hons)  
Anthropology and  
Politics  
University Of  
Aberdeen

The students' union (association or guild) effectively represents students' academic interests	41%  [1]
	27%  [2]
Overall, I am satisfied with the quality of the course	84%  [1]
	89%  [2]



# UNISTATS - Employment & accreditation (1)

MA (Hons)  
Anthropology and  
Politics  
University Of  
Aberdeen

After 6 months	
Average salary six months after the course	£19,000 [1] £18,000 [2]
Typical salary range	£15,000 - £23,000 [1] £15,000 - £22,000 [2]
Average for all courses in the subject across the UK	£18,000 [1] £18,000 [2]
Typical salary range	£16,000 - £21,000 [1] £16,000 - £22,000 [2]
After 3 years	
Average earnings for the subject for this university or college	...

# UNISTATS - Employment & accreditation (1)









# UNISTATS - Employment & accreditation (2)

MA (Hons)  
Anthropology and  
Politics  
University Of  
Aberdeen











<b>Go on to work and/or study</b>	<b>90%</b> [3]
	<b>87%</b> [2]
Now working	55% [3]
	46% [2]
Doing further study	20% [3]
	30% [2]
Studying and working	10% [3]
	11% [2]
Unemployed	5% [3]
	5% [2]
Other	10% [3]
	8% [2]

# UNISTATS - Employment & accreditation (2)

Employment six months after the course	
In a professional or managerial job	30%  [3]
	45%  [2]
Not in a professional or managerial job	70%  [3]
	55%  [2]
In an unknown job type	0%  [3]
	0%  [2]
Accreditation	No













# UNISTATS - Continuation & degree results (1)

MA (Hons)  
Anthropology and  
Politics  
University Of  
Aberdeen

What students are doing 1 year after starting the course.	
Continue at the university or college	80%  [3]
	91%  [2]
Complete the course they enrolled on	0%  [3]
	0%  [2]
Complete a different award from the one they enrolled on	5%  [3]
	1%  [2]
Are taking a break from their studies	0%  [3]
	0%  [2]
Left before completing their course	15%  [3]
	8%  [2]





# UNISTATS - Entry information (1)

MA (Hons)  
Anthropology and  
Politics  
University Of  
Aberdeen

Entry qualifications	
Degree (or equivalent) or higher qualification	0%  [3]
	0%  [2]
Different higher education qualification	15%  [3]
	7%  [2]
A Levels Scottish Advanced Highers or similar	30%  [3]
	41%  [2]
Baccalaureate	10%  [3]
	6%  [2]
Completed Access Course	0%  [3]
	0%  [2]
Foundation course	0%  [3]
	0%  [2]















# UNISTATS - Entry information (1)

MA (Hons)  
Anthropology and  
Politics  
University Of  
Aberdeen

No/unknown prior qualifications	0%  [3]
	0%  [2]
Other	45%  [3]
	45%  [2]

# UNISTATS - Entry information (2)















MA (Hons)  
Anthropology and  
Politics  
University Of  
Aberdeen

< 48	5%  [3] 3%  [2]
48 - 63	0%  [3] 1%  [2]
64 - 79	0%  [3] 0%  [2]
80 - 95	0%  [3] 0%  [2]
96 - 111	10%  [3] 3%  [2]
112 - 127	0%  [3] 6%  [2]
128 - 143	10%  [3] 6%  [2]






# UNISTATS - Entry information (2)

MA (Hons)  
Anthropology and  
Politics  
University Of  
Aberdeen

144 - 159	10%  [3] 8%  [2]
160 - 175	25%  [3] 17%  [2]
176 - 191	5%  [3] 20%  [2]
192 - 207	5%  [3] 13%  [2]
208 - 223	10%  [3] 11%  [2]
224 - 239	25%  [3] 8%  [2]
240 +	10%  [3] 4%  [2]

# Legend

-  No data available: There are not enough data available for this item to give specific information for the course. It may be because the course size is small, or because it is a new course. This does not reflect on the quality of the course.
-  Aggregated data: There are not enough data available to give specific information for the course: this may be because the course size is small, or because it is a new course. For this reason, the information may include data from previous years, or other courses at the institution in the course's wider subject area. For example, if the course was in Forestry, information for all agricultural and related subjects at the institution might be shown.
-  Estimated data: These data are based on the modules the institution expects students to take rather than actual module choices.

[1] Sociology, social policy and anthropology

[2] Politics

[3] Anthropology

## About Unistats

Unistats is the official site that allows you to search for and compare data on university and college courses from across the UK. The site draws together official comparable information on those areas that students have identified as important in making decisions about what and where to study. The items that students thought were most useful have been included in a Key Information Set (KIS), which can be found on the Overview tab for each course.

The site draws on official data on higher education courses collected from the following sources:

<b>Data / information shown</b>	<b>Source of data</b>
Student satisfaction data	National Student Survey
Employment information	The Destination of Leavers from Higher Education (DLHE) and the Longitudinal DLHE surveys.
Fees	UCAS / Universities and Colleges
Accommodation costs	Universities and Colleges
Learning and teaching information	Universities and Colleges
Assessment methods	Universities and Colleges
Accreditation	Universities and Colleges
Class of degree	The Higher Education Statistics Agency, HESA ( <a href="http://www.hesa.ac.uk">www.hesa.ac.uk</a> ) for universities and the Data Service ( <a href="http://www.thedataservice.org.uk">www.thedataservice.org.uk</a> ) for colleges via the Individualised Learner Record (ILR) data.
Entry qualifications	Continuation information