

## Course statistics

24 Jun 2019

### Accounting and Psychology University Of Derby

**Head office**

Kedleston Road Derby DE22 1GB

Telephone: 01332 590500

Fax:

#### Notes







# UNISTATS - Student satisfaction (2)

BA/BSc (Hons)  
Accounting and  
Psychology  
University Of Derby

Overall, I am satisfied with the quality of the course	100% [1] 95% [2]
Staff are good at explaining things	100% [1] 95% [2]
Staff have made the subject interesting	93% [1] 93% [2]
The course is intellectually stimulating	95% [1] 91% [2]
My course has challenged me to achieve my best work	96% [1] 82% [2]









# UNISTATS - Student satisfaction (2)

**BA/BSc (Hons)  
Accounting and  
Psychology**  
University Of Derby

My course has provided me with opportunities to explore ideas or concepts in depth	93%  [1]
	85%  [2]
My course has provided me with opportunities to bring information and ideas together from different topics	98%  [1]
	80%  [2]
My course has provided me with opportunities to apply what I have learnt	92%  [1]
	73%  [2]













# UNISTATS - Student satisfaction (3)

**BA/BSc (Hons)  
Accounting and  
Psychology**  
University Of Derby

The criteria used in marking have been clear in advance	88%  [1]
	89%  [2]
Marking and assessment has been fair	82%  [1]
	82%  [2]
Feedback on my work has been timely	80%  [1]
	89%  [2]
I have received helpful comments on my work	92%  [1]
	89%  [2]







# UNISTATS - Student satisfaction (4)

BA/BSc (Hons)  
Accounting and  
Psychology  
University Of Derby

I have been able to contact staff when I needed to	100%  [1] 95%  [2]
I have received sufficient advice and guidance in relation to my course	96%  [1] 84%  [2]
Good advice was available when I needed to make study choices on my course	88%  [1] 82%  [2]
The course is well organised and running smoothly	86%  [1] 81%  [2]
The timetable works efficiently for me	64%  [1] 73%  [2]
Any changes in the course or teaching have been communicated effectively	89%  [1] 91%  [2]

# UNISTATS - Student satisfaction (5)

**BA/BSc (Hons)  
Accounting and  
Psychology**  
University Of Derby

The IT resources and facilities provided have supported my learning well	88%  [1]
	88%  [2]
The library resources (e.g. books, online services and learning spaces) have supported my learning well	87%  [1]
	90%  [2]
I have been able to access course-specific resources (e.g. equipment, facilities, software, collections) when I needed to	84%  [1]
	91%  [2]

# UNISTATS - Student satisfaction (8)





**BA/BSc (Hons)  
Accounting and  
Psychology**  
University Of Derby

I feel part of a community of staff and students	86% [1]
	61% [2]
I have had the right opportunities to work with other students as part of my course	93% [1]
	90% [2]
I have had the right opportunities to provide feedback on my course	95% [1]
	87% [2]
Staff value students' views and opinions about the course	92% [1]
	89% [2]
It is clear how students' feedback on the course has been acted on	75% [1]
	75% [2]

**BA/BSc (Hons)  
Accounting and  
Psychology**  
University Of Derby

# UNISTATS - Student satisfaction (8)





**BA/BSc (Hons)  
Accounting and  
Psychology**  
University Of Derby

The students' union (association or guild) effectively represents students' academic interests	75%  [1]
	63%  [2]
Overall, I am satisfied with the quality of the course	100%  [1]
	95%  [2]







# UNISTATS - Employment & accreditation (1)

BA/BSc (Hons)  
Accounting and  
Psychology  
University Of Derby

After 6 months	
Average salary six months after the course	£16,000  [2] £17,000  [1]
Typical salary range	£16,000 - £20,000  [2] £16,000 - £21,000  [1]
Average for all courses in the subject across the UK	£17,000  [2] £20,000  [1]
Typical salary range	£15,000 - £20,000  [2] £18,000 - £23,000  [1]
After 3 years	

# UNISTATS - Employment & accreditation (1)

**BA/BSc (Hons)  
Accounting and  
Psychology**  
University Of Derby







Average earnings for the subject for this university or college	£19,000  [2] £17,500  [1]
Typical salary range	£14,500 - £22,500  [2] £13,500 - £23,500  [1]

# UNISTATS - Employment & accreditation (2)

BA/BSc (Hons)  
Accounting and  
Psychology  
University Of Derby

<b>Go on to work and/or study</b>	<b>90%</b> [1] <b>94%</b> [2]
Now working	60% [1] 48% [2]
Doing further study	25% [1] 33% [2]
Studying and working	5% [1] 13% [2]
Unemployed	10% [1] 4% [2]
Other	5% [1] 2% [2]

# UNISTATS - Employment & accreditation (2)

Employment six months after the course	
In a professional or managerial job	40%  [2]
	70%  [1]
Not in a professional or managerial job	60%  [2]
	30%  [1]
In an unknown job type	0%  [2]
	0%  [1]
Accreditation	<b>Yes</b>













# UNISTATS - Continuation & degree results (1)

BA/BSc (Hons)  
Accounting and  
Psychology  
University Of Derby

What students are doing 1 year after starting the course.	
Continue at the university or college	87% [1]
	88% [2]
Complete the course they enrolled on	1% [1]
	0% [2]
Complete a different award from the one they enrolled on	1% [1]
	1% [2]
Are taking a break from their studies	3% [1]
	4% [2]
Left before completing their course	8% [1]
	7% [2]







# UNISTATS - Continuation & degree results (2)

BA/BSc (Hons)  
Accounting and  
Psychology  
University Of Derby

Class of degree	
1st class degree	24%  [1]
	23%  [2]
Upper 2nd class degree	28%  [1]
	48%  [2]
Lower 2nd class degree	31%  [1]
	25%  [2]
Other honours / pass without honours	17%  [1]
	4%  [2]
Ordinary degree	0%  [1]
	0%  [2]
Degree that is not subject to classification	0%  [1]
	0%  [2]













# UNISTATS - Continuation & degree results (2)

**BA/BSc (Hons)  
Accounting and  
Psychology**  
University Of Derby

Distinction	0%  [1]
	0%  [2]
Merit	0%  [1]
	0%  [2]
Pass	0%  [1]
	0%  [2]

# UNISTATS - Entry information (1)





BA/BSc (Hons)  
Accounting and  
Psychology  
University Of Derby

Entry qualifications	
Degree (or equivalent) or higher qualification	0%  [1]
	0%  [2]
Different higher education qualification	11%  [1]
	7%  [2]
A Levels Scottish Advanced Highers or similar	70%  [1]
	73%  [2]
Baccalaureate	0%  [1]
	0%  [2]
Completed Access Course	2%  [1]
	10%  [2]
Foundation course	0%  [1]
	0%  [2]



# UNISTATS - Entry information (1)

**BA/BSc (Hons)  
Accounting and  
Psychology  
University Of Derby**

No/unknown prior qualifications	3%  [1]
	0%  [2]
Other	14%  [1]
	9%  [2]















# UNISTATS - Entry information (2)

**BA/BSc (Hons)  
Accounting and  
Psychology**  
University Of Derby




< 48	2% [1] 1% [2]
48 - 63	6% [1] 1% [2]
64 - 79	17% [1] 20% [2]
80 - 95	33% [1] 19% [2]
96 - 111	18% [1] 17% [2]
112 - 127	14% [1] 10% [2]
128 - 143	6% [1] 13% [2]

# UNISTATS - Entry information (2)

BA/BSc (Hons)  
Accounting and  
Psychology  
University Of Derby

144 - 159	4%  [1] 8%  [2]
160 - 175	2%  [1] 5%  [2]
176 - 191	0%  [1] 3%  [2]
192 - 207	0%  [1] 1%  [2]
208 - 223	0%  [1] 1%  [2]
224 - 239	0%  [1] 0%  [2]
240 +	0%  [1] 0%  [2]

## Legend

-  No data available: There are not enough data available for this item to give specific information for the course. It may be because the course size is small, or because it is a new course. This does not reflect on the quality of the course.
-  Aggregated data: There are not enough data available to give specific information for the course: this may be because the course size is small, or because it is a new course. For this reason, the information may include data from previous years, or other courses at the institution in the course's wider subject area. For example, if the course was in Forestry, information for all agricultural and related subjects at the institution might be shown.
-  Estimated data: These data are based on the modules the institution expects students to take rather than actual module choices.

[1] Accounting

[2] Psychology (non-specific)

## About Unistats

Unistats is the official site that allows you to search for and compare data on university and college courses from across the UK. The site draws together official comparable information on those areas that students have identified as important in making decisions about what and where to study. The items that students thought were most useful have been included in a Key Information Set (KIS), which can be found on the Overview tab for each course.

The site draws on official data on higher education courses collected from the following sources:

<b>Data / information shown</b>	<b>Source of data</b>
Student satisfaction data	National Student Survey
Employment information	The Destination of Leavers from Higher Education (DLHE) and the Longitudinal DLHE surveys.
Fees	UCAS / Universities and Colleges
Accommodation costs	Universities and Colleges
Learning and teaching information	Universities and Colleges
Assessment methods	Universities and Colleges
Accreditation	Universities and Colleges
Class of degree	The Higher Education Statistics Agency, HESA ( <a href="http://www.hesa.ac.uk">www.hesa.ac.uk</a> ) for universities and the Data Service ( <a href="http://www.thedataservice.org.uk">www.thedataservice.org.uk</a> ) for colleges via the Individualised Learner Record (ILR) data.
Entry qualifications	Continuation information