

## Course statistics

21 May 2019

### Information Technology and Psychology

Liverpool Hope University

**Head office**

Hope Park Taggart Avenue Liverpool L16 9JD

Telephone: 01512 913000

Fax: 01512 913100

**Notes**







# UNISTATS - Student satisfaction (2)

BSc (Hons)  
Information  
Technology and  
Psychology  
Liverpool Hope  
University

Overall, I am satisfied with the quality of the course	90% [1]
	90% [2]
Staff are good at explaining things	93% [1]
	86% [2]
Staff have made the subject interesting	79% [1]
	88% [2]
The course is intellectually stimulating	82% [1]
	81% [2]
My course has challenged me to achieve my best work	85% [1]
	79% [2]









# UNISTATS - Student satisfaction (2)

**BSc (Hons)  
Information and  
Technology and  
Psychology**  
Liverpool Hope  
University

My course has provided me with opportunities to explore ideas or concepts in depth	92%  [1]
	81%  [2]
My course has provided me with opportunities to bring information and ideas together from different topics	84%  [1]
	77%  [2]
My course has provided me with opportunities to apply what I have learnt	83%  [1]
	90%  [2]













# UNISTATS - Student satisfaction (3)

BSc (Hons)  
Information  
Technology and  
Psychology  
Liverpool Hope  
University

The criteria used in marking have been clear in advance	81%  [1]
	88%  [2]
Marking and assessment has been fair	87%  [1]
	92%  [2]
Feedback on my work has been timely	81%  [1]
	81%  [2]
I have received helpful comments on my work	88%  [1]
	77%  [2]







# UNISTATS - Student satisfaction (4)

BSc (Hons)  
Information  
Technology and  
Psychology  
Liverpool Hope  
University

I have been able to contact staff when I needed to	90%  [1]
	90%  [2]
I have received sufficient advice and guidance in relation to my course	87%  [1]
	77%  [2]
Good advice was available when I needed to make study choices on my course	84%  [1]
	84%  [2]
The course is well organised and running smoothly	70%  [1]
	59%  [2]
The timetable works efficiently for me	88%  [1]
	83%  [2]
Any changes in the course or teaching have been communicated effectively	81%  [1]
	79%  [2]











# UNISTATS - Student satisfaction (5)

**BSc (Hons)  
Information and  
Technology and  
Psychology**  
Liverpool Hope  
University

The IT resources and facilities provided have supported my learning well	95%  [1] 81%  [2]
The library resources (e.g. books, online services and learning spaces) have supported my learning well	96%  [1] 81%  [2]
I have been able to access course-specific resources (e.g. equipment, facilities, software, collections) when I needed to	95%  [1] 92%  [2]





# UNISTATS - Student satisfaction (8)

**BSc (Hons)  
Information  
Technology and  
Psychology  
Liverpool Hope  
University**

I feel part of a community of staff and students	77%  [1] 80%  [2]
I have had the right opportunities to work with other students as part of my course	89%  [1] 92%  [2]
<p><b>BSc (Hons) Information Technology and Psychology Liverpool Hope University</b></p>	
I have had the right opportunities to provide feedback on my course	91%  [1] 84%  [2]
Staff value students' views and opinions about the course	89%  [1] 90%  [2]
It is clear how students' feedback on the course has been acted on	81%  [1] 79%  [2]

# UNISTATS - Student satisfaction (8)










**BSc (Hons)  
Information and  
Technology and  
Psychology**  
Liverpool Hope  
University

The students' union (association or guild) effectively represents students' academic interests	63%  [1]
	74%  [2]
Overall, I am satisfied with the quality of the course	90%  [1]
	90%  [2]



# UNISTATS - Employment & accreditation (1)


BSc (Hons)  
Information  
Technology and  
Psychology  
Liverpool Hope  
University

After 6 months	
Average salary six months after the course	£20,000  [2] £17,000  [1]
Typical salary range	£19,000 - £25,000  [2] £15,000 - £21,000  [1]
Average for all courses in the subject across the UK	£21,000  [2] £17,000  [1]
Typical salary range	£18,000 - £24,000  [2] £15,000 - £19,000  [1]
After 3 years	
Average earnings for the subject for this university or college	£17,500 

# UNISTATS - Employment & accreditation (1)

**BSc (Hons)  
Information  
Technology and  
Psychology**  
Liverpool Hope  
University

Typical salary range







£12,500 - £20,500 

# UNISTATS - Employment & accreditation (2)

BSc (Hons)  
Information  
Technology and  
Psychology  
Liverpool Hope  
University

<b>Go on to work and/or study</b>	<b>95%</b> [2]
	<b>90%</b> [1]
Now working	70% [2]
	60% [1]
Doing further study	25% [2]
	25% [1]
Studying and working	5% [2]
	0% [1]
Unemployed	0% [2]
	0% [1]
Other	5% [2]
	10% [1]

# UNISTATS - Employment & accreditation (2)

Employment six months after the course	
In a professional or managerial job	80%  [2]
	65%  [1]
Not in a professional or managerial job	20%  [2]
	35%  [1]
In an unknown job type	0%  [2]
	0%  [1]
Accreditation	<b>Yes</b>













# UNISTATS - Continuation & degree results (1)

BSc (Hons)  
Information  
Technology and  
Psychology  
Liverpool Hope  
University

What students are doing 1 year after starting the course.	
Continue at the university or college	85% [2]
	85% [1]
Complete the course they enrolled on	0% [2]
	1% [1]
Complete a different award from the one they enrolled on	0% [2]
	1% [1]
Are taking a break from their studies	15% [2]
	4% [1]
Left before completing their course	0% [2]
	9% [1]







# UNISTATS - Continuation & degree results (2)

BSc (Hons)  
Information  
Technology and  
Psychology  
Liverpool Hope  
University

Class of degree	
1st class degree	35%  [2]
	26%  [1]
Upper 2nd class degree	50%  [2]
	41%  [1]
Lower 2nd class degree	15%  [2]
	26%  [1]
Other honours / pass without honours	0%  [2]
	7%  [1]
Ordinary degree	0%  [2]
	0%  [1]
Degree that is not subject to classification	0%  [2]
	0%  [1]













# UNISTATS - Continuation & degree results (2)

**BSc (Hons)  
Information and  
Technology and  
Psychology**  
Liverpool Hope  
University

Distinction	0%  [2]
	0%  [1]
Merit	0%  [2]
	0%  [1]
Pass	0%  [2]
	0%  [1]

# UNISTATS - Entry information (1)





BSc (Hons)  
Information  
Technology and  
Psychology  
Liverpool Hope  
University

Entry qualifications	
Degree (or equivalent) or higher qualification	0%  [2]
	0%  [1]
Different higher education qualification	15%  [2]
	6%  [1]
A Levels Scottish Advanced Highers or similar	80%  [2]
	85%  [1]
Baccalaureate	0%  [2]
	1%  [1]
Completed Access Course	5%  [2]
	9%  [1]
Foundation course	0%  [2]
	0%  [1]

















# UNISTATS - Entry information (1)

**BSc (Hons)  
Information  
Technology and  
Psychology**  
Liverpool Hope  
University

No/unknown prior qualifications	0%  [2]
	0%  [1]
Other	0%  [2]
	0%  [1]















# UNISTATS - Entry information (2)

**BSc (Hons)  
Information  
Technology and  
Psychology**  
Liverpool Hope  
University




< 48	0%  [2] 0%  [1]
48 - 63	0%  [2] 0%  [1]
64 - 79	0%  [2] 5%  [1]
80 - 95	25%  [2] 25%  [1]
96 - 111	30%  [2] 25%  [1]
112 - 127	25%  [2] 18%  [1]
128 - 143	5%  [2] 15%  [1]

# UNISTATS - Entry information (2)

**BSc (Hons)  
Information and  
Technology and  
Psychology**  
Liverpool Hope  
University

144 - 159	10%  [2] 6%  [1]
160 - 175	5%  [2] 4%  [1]
176 - 191	0%  [2] 1%  [1]
192 - 207	0%  [2] 0%  [1]
208 - 223	0%  [2] 0%  [1]
224 - 239	0%  [2] 0%  [1]
240 +	0%  [2] 0%  [1]

## Legend

-  No data available: There are not enough data available for this item to give specific information for the course. It may be because the course size is small, or because it is a new course. This does not reflect on the quality of the course.
-  Aggregated data: There are not enough data available to give specific information for the course: this may be because the course size is small, or because it is a new course. For this reason, the information may include data from previous years, or other courses at the institution in the course's wider subject area. For example, if the course was in Forestry, information for all agricultural and related subjects at the institution might be shown.
-  Estimated data: These data are based on the modules the institution expects students to take rather than actual module choices.

[1] Psychology (non-specific)

[2] Computing

## About Unistats

Unistats is the official site that allows you to search for and compare data on university and college courses from across the UK. The site draws together official comparable information on those areas that students have identified as important in making decisions about what and where to study. The items that students thought were most useful have been included in a Key Information Set (KIS), which can be found on the Overview tab for each course.

The site draws on official data on higher education courses collected from the following sources:

<b>Data / information shown</b>	<b>Source of data</b>
Student satisfaction data	National Student Survey
Employment information	The Destination of Leavers from Higher Education (DLHE) and the Longitudinal DLHE surveys.
Fees	UCAS / Universities and Colleges
Accommodation costs	Universities and Colleges
Learning and teaching information	Universities and Colleges
Assessment methods	Universities and Colleges
Accreditation	Universities and Colleges
Class of degree	The Higher Education Statistics Agency, HESA ( <a href="http://www.hesa.ac.uk">www.hesa.ac.uk</a> ) for universities and the Data Service ( <a href="http://www.thedataservice.org.uk">www.thedataservice.org.uk</a> ) for colleges via the Individualised Learner Record (ILR) data.
Entry qualifications	Continuation information