

Course statistics

25 May 2019

Electrical and Electronic Engineering Sheffield Hallam University

Head office

City Campus Pond Street Sheffield S1 1WB







Telephone: 01142 255555

Fax: 01142 252094

Notes

UNISTATS - Student satisfaction (2)


**MEng Electrical
and Electronic
Engineering**
Sheffield Hallam
University

Overall, I am satisfied with the quality of the course	63% 
Staff are good at explaining things	67% 
Staff have made the subject interesting	62% 
The course is intellectually stimulating	84% 
My course has challenged me to achieve my best work	65% 
	MEng Electrical and Electronic Engineering Sheffield Hallam University
My course has provided me with opportunities to explore ideas or concepts in depth	84% 


UNISTATS - Student satisfaction (2)

MEng Electrical
and Electronic
Engineering
Sheffield Hallam
University

My course has provided me with opportunities to bring information and ideas together from different topics





75% 

My course has provided me with opportunities to apply what I have learnt

75% 







UNISTATS - Student satisfaction (3)

MEng Electrical
and Electronic
Engineering
Sheffield Hallam
University

The criteria used in marking have been clear in advance	50%	
Marking and assessment has been fair	70%	
Feedback on my work has been timely	38%	
I have received helpful comments on my work	71%	




UNISTATS - Student satisfaction (4)

MEng Electrical
and Electronic
Engineering
Sheffield Hallam
University

I have been able to contact staff when I needed to	80%	
I have received sufficient advice and guidance in relation to my course	64%	
Good advice was available when I needed to make study choices on my course	61%	
The course is well organised and running smoothly	63%	
The timetable works efficiently for me	69%	
Any changes in the course or teaching have been communicated effectively	73%	

UNISTATS - Student satisfaction (5)

**MEng Electrical
and Electronic
Engineering**
Sheffield Hallam
University

The IT resources and facilities provided have supported my learning well	90% 
The library resources (e.g. books, online services and learning spaces) have supported my learning well	90% 
I have been able to access course-specific resources (e.g. equipment, facilities, software, collections) when I needed to	90% 

UNISTATS - Student satisfaction (8)


**MEng Electrical
and Electronic
Engineering**
Sheffield Hallam
University

I feel part of a community of staff and students	62%	
I have had the right opportunities to work with other students as part of my course	87%	
<hr/>		
<p>MEng Electrical and Electronic Engineering Sheffield Hallam University</p>		
I have had the right opportunities to provide feedback on my course	69%	
Staff value students' views and opinions about the course	70%	
It is clear how students' feedback on the course has been acted on	59%	
The students' union (association or guild) effectively represents students' academic interests	54%	

UNISTATS - Student satisfaction (8)







MEng Electrical
and Electronic
Engineering
Sheffield Hallam
University

Overall, I am satisfied with the quality of the course

63% 

UNISTATS - Employment & accreditation (1)

MEng Electrical
and Electronic
Engineering
Sheffield Hallam
University

After 6 months	
Average salary six months after the course	£25,000 
Typical salary range	£20,000 - £26,000 
Average for all courses in the subject across the UK	£25,000 
Typical salary range	£21,000 - £29,000 
After 3 years	
Average earnings for the subject for this university or college	£27,000 
Typical salary range	£20,500 - £35,500 

UNISTATS - Employment & accreditation (2)

MEng Electrical
and Electronic
Engineering
Sheffield Hallam
University

Go on to work and/or study	85%
Now working	70%
Doing further study	10%
Studying and working	0%
Unemployed	15%
Other	0%
Employment six months after the course	
In a professional or managerial job	90%
Not in a professional or managerial job	10%
In an unknown job type	0%






UNISTATS - Employment & accreditation (2)

Accreditation

Yes










UNISTATS - Continuation & degree results (1)

MEng Electrical
and Electronic
Engineering
Sheffield Hallam
University

What students are doing 1 year after starting the course.	
Continue at the university or college	95% 
Complete the course they enrolled on	0% 
Complete a different award from the one they enrolled on	0% 
Are taking a break from their studies	5% 
Left before completing their course	0% 









UNISTATS - Continuation & degree results (2)

MEng Electrical
and Electronic
Engineering
Sheffield Hallam
University

Class of degree	
1st class degree	50% 
Upper 2nd class degree	40% 
Lower 2nd class degree	10% 
Other honours / pass without honours	0% 
Ordinary degree	0% 
Degree that is not subject to classification	0% 
Distinction	0% 
Merit	0% 
Pass	0% 











UNISTATS - Entry information (1)

MEng Electrical
and Electronic
Engineering
Sheffield Hallam
University

Entry qualifications	
Degree (or equivalent) or higher qualification	5% 
Different higher education qualification	5% 
A Levels Scottish Advanced Highers or similar	80% 
Baccalaureate	0% 
Completed Access Course	10% 
Foundation course	0% 
No/unknown prior qualifications	0% 
Other	0% 





UNISTATS - Entry information (2)

MEng Electrical
and Electronic
Engineering
Sheffield Hallam
University

< 48	0% 
48 - 63	10% 
64 - 79	0% 
80 - 95	0% 
96 - 111	10% 
112 - 127	45% 
128 - 143	25% 
144 - 159	10% 
160 - 175	0% 
176 - 191	0% 

UNISTATS - Entry information (2)

MEng Electrical
and Electronic
Engineering
Sheffield Hallam
University

192 - 207	0% 
208 - 223	0% 
224 - 239	0% 
240 +	0% 

Legend

-  No data available: There are not enough data available for this item to give specific information for the course. It may be because the course size is small, or because it is a new course. This does not reflect on the quality of the course.
-  Aggregated data: There are not enough data available to give specific information for the course: this may be because the course size is small, or because it is a new course. For this reason, the information may include data from previous years, or other courses at the institution in the course's wider subject area. For example, if the course was in Forestry, information for all agricultural and related subjects at the institution might be shown.
-  Estimated data: These data are based on the modules the institution expects students to take rather than actual module choices.

About Unistats

Unistats is the official site that allows you to search for and compare data on university and college courses from across the UK. The site draws together official comparable information on those areas that students have identified as important in making decisions about what and where to study. The items that students thought were most useful have been included in a Key Information Set (KIS), which can be found on the Overview tab for each course.

The site draws on official data on higher education courses collected from the following sources:

Data / information shown	Source of data
Student satisfaction data	National Student Survey
Employment information	The Destination of Leavers from Higher Education (DLHE) and the Longitudinal DLHE surveys.
Fees	UCAS / Universities and Colleges
Accommodation costs	Universities and Colleges
Learning and teaching information	Universities and Colleges
Assessment methods	Universities and Colleges
Accreditation	Universities and Colleges
Class of degree	The Higher Education Statistics Agency, HESA (www.hesa.ac.uk) for universities and the Data Service (www.thedataservice.org.uk) for colleges via the Individualised Learner Record (ILR) data.
Entry qualifications	Continuation information